

# SAGA: A DSL for Story Management

Lucas Beyak

Jacques Carette

Department of Computing and Software,  
McMaster University, Hamilton, Ontario, Canada  
lbeyak@gmail.com      carette@mcmaster.ca

Video game development is currently a very labour-intensive endeavour. Furthermore it involves multi-disciplinary teams of artistic content creators and programmers, whose typical working patterns are not easily meshed. SAGA is our first effort at augmenting the productivity of such teams.

Already convinced of the benefits of DSLs, we set out to analyze the domains present in games in order to find out which would be most amenable to the DSL approach. Based on previous work, we thus sought those sub-parts that already had a partially established vocabulary and at the same time could be well modeled using classical computer science structures. We settled on the 'story' aspect of video games as the best candidate domain, which can be modeled using state transition systems.

As we are working with a specific company as the ultimate customer for this work, an additional requirement was that our DSL should produce code that can be used within a pre-existing framework. We developed a full system (SAGA) comprised of a parser for a human-friendly language for 'story events', an internal representation of design patterns for implementing object-oriented state-transitions systems, an instantiator for these patterns for a specific 'story', and three renderers (for C++, C# and Java) for the instantiated abstract code.

## 1 Introduction

The video game industry has become a mainstream phenomenon. Video games are now as ubiquitous as movies, books, and other forms of popular culture. The industry's growth might even be outpacing that of the more classical art forms [5, 31]. But the development of video games is currently very labour intensive [1, 25]. Some game development companies in our area are actively engaging us to find better methods for creating interactive digital media products.

To better understand the problem, we need to look into the organizational structure of medium to large-sized game development studios. At a high level, there are various common departments that are present in a development studio: art, music, programming, game design, and management [12]. These broad departments might be partitioned into smaller sections depending on the size of the studio. There might be dedicated staff for world and level design, music and sound effects, user interface design, or story design to name a few. These employees are domain experts in their respective fields, but they may know very little of how the other departments operate. More specifically, neither artists nor musicians, or even level designers, really need to be programmers.

However, currently a lot of these tasks still require intense participation from the development staff. In other words, the various artistic designers must communicate their ideas and intent to the programmers. Not only can this take much time and effort, it can also easily introduce misunderstandings. This inefficient and failure-prone communication channel can really hamper team productivity.

It would be much simpler, and indeed more efficient, if the designers could "code" their ideas in a way that is both natural for them, but also usable for the production of the game software. For *some* of the domains involved, a domain specific language (DSL) could be a significant part of the solution.

We believe that some of our requirements (see the next section for the details) are somewhat different than the typical problems addressed by DSLs. Although there are domain-specific languages that are used by non-programmers to achieve their aims (Matlab, Verilog, HTML, Mathematica, Maple, LaTeX, Excel, etc), every single one of the above eventually needs to be *programmed* to achieve *large scale* solutions. We definitely want to avoid this. Here is an overview of our requirements.

- **productive:** To increase the productivity of domain experts.
- **comfortable:** Provide a comfortable interface to a non-programmer domain expert.
- **usable:** The information thus gathered must be (automatically) transformable into a usable format for building a game.
- **integratable:** The resulting output (code) can be integrated into an existing game.
- **low-overhead:** The computational overhead (in the running game) for dealing with this game aspect should be low.

These requirements are not specific to game programming, but rather are requirements for there to be a good match between an application domain and a solution based on an external DSL which will be “compiled” to code in a traditional programming language and integrated inside a larger application.

We view our contributions to be: a comfortable DSL for story designers (who are not assumed to be programmers) that increases the productivity of a game design team; the start of an abstract language of object-oriented designs of state transformers; a nice case study of domain analysis from a domain (game design) which has so far seen few such studies; a straightforward design of an external DSL as well as an embedded DSL which follows established patterns.

The rest of the paper is structured as follows. First we explain our requirements in more detail, which leads into an explanation of which domain we picked for this first foray into DSLs for games – story management. We then explain the abstract structure of interactive stories in Section 3, as this gives the semantics that we must reflect. Our results need to be integrated into existing development processes so in Section 4 we give an overview of how story information is used in game development and in game engines. Combining these pieces of information, Section 5 explains how we model stories. We then give a high-level overview of the design of our solution, SAGA (Story as an Acyclic Graph Assembly), and how it meets our requirements. Section 7 gives an overview of the human-oriented syntax of our DSL. Section 8 further explains one particular part of our design, which involves modeling *abstract object-oriented code* in a language-independent manner, followed in Section 9 with explanations of how to generate human-readable code in multiple languages from the abstract code. We then quickly mention a few minor but interesting implementation details. We finish by reviewing related work, and then drawing some conclusions from our efforts.

## 2 The Domain

We first expand on our requirements, which gives a vocabulary and context for explaining our chosen domain (story management) in more detail. In the lead-up to the current work, we had explored other domains, and the interested reader can refer to [6] for the details. The various aspects of a game are well explained in [1], and gave us a good starting list of potential domains. Although this work started as an independent exploration of the application of DSLs to games, towards the end of the project we started working with a game design studio. We have validated some of our choices with them (external syntax, internal model), but not our choice of “communication protocol” between our modules and the rest of the engine. Unfortunately, those details cannot be discussed here because of a non-disclosure agreement.

It is very important to note that we are generally interested in graphics-heavy, narrative-driven role playing games (RPGs). There are many other styles of games, some of which also involve stories, most notably “interactive fiction”. Our work is really focused on improving the productivity of development teams working on RPGs, and may not apply as readily to other styles of games.

## 2.1 Requirements

The *productivity* requirement should be self-explanatory: changing development methodology should result in a measurable productivity gain at the level of a *team*, even after including the costs of additional training and tool development.

The *comfort* requirement states that non-programmer domain experts should be able to comfortably use the tool that we produce. This stems from the fact that for *large* video games produced by medium and large-sized studios, the development team includes *experts* in various domains (visual arts, writers, musicians, etc) who are not programmers, although they have skills and talents critical to the development of large-scale games. Their productivity is seriously hampered if they cannot work with tools that are familiar to them, and whose basic vocabulary is not the vocabulary of their domain expertise. Our discussion with our industry partner has made it quite clear that this is where they currently see the largest potential productivity gains, as this is where they see the most “friction” that delays their development schedules.

But the work of such experts still needs to be *useful* in creating a game, or put another way, it should be *usable* by the game programmers for the production of the final executable. To reduce the overhead of communication between domain experts and programmers, the semantics of the language used by the domain experts should be sufficiently formal as to be directly interpretable. A further optimization then consists of compiling this language.

The *integratable* requirement comes from our industry partner: while they do desire productivity improvements, they have made an already large investment in their current engine and are not interested in any methodology that would require them to start from scratch. Thus we need to be able to isolate some components that are segregated from the rest.

The *low-overhead* requirement (that the CPU time required in the running game for this aspect of a game should be low) is perhaps the least obvious. In fact, based on some of our previous work [9, 8], it might have been expected that we would wish to work on (parts of) the physics engine or the graphics rendering pipeline as a target domain. These domains are fully within the expertise of well-trained software engineers, and are in fact areas where obtaining measurable productivity increases would be extremely challenging, albeit the subject of much ongoing research. This requirement is in many ways a *derived requirement* from the ‘comfort’ and ‘integratable’ requirements. We target non-programmer domain experts, and we want to find components that we can essentially replace as a whole.

## 2.2 Games and Stories

Story management is not the only part of a game where a DSL could be fruitfully employed. We seriously considered three domains which seemed to be a good fit: character status representation, real-time strategy game rules, and story management. We chose story management as we were more easily able to find reasonable (formal) models in the literature. This was a serendipitous choice, as it was also our industrial partner’s preferred starting point.

The story aspect of a game is an important contributing factor to player immersion [1]. Immersion is a very powerful tool to engage the player with the game world. Most current games have a linear story,

which do not offer the player much agency during their gameplay. Agency is the idea that the player has some control over their surroundings and that their actions have an effect on the game world [18]. A player who feels like they are actually interacting with a game’s environment and are able to change it will become immersed more easily. Agency and immersion in a game will lead to a more involved player experience, and usually to more enjoyment.

Like in the movies, strong character development or an engaging storyline can create a very powerful experience for the viewer. By leveraging the interactivity aspect of a video game, the overall player experience can be even more immersive. But if there are many choices in the storyline, this requires additional assets (cut scenes, dialog, etc) to be produced which may never be seen by players – a cost few studios are willing to bear.

Myst [27] is a classic example of a game that makes use of a story that can be changed by the player, although only at the end of the game. The player can make one of four choices, and based on those decisions, different ending cinematics and dialogue are introduced. Myst also has an “open-world” style of gameplay, where the player is free to roam throughout the game world as they wish, which again creates immersion as the player is never presented with a “you can’t do that now” moment. A moment like this can quickly jar the player out of deep immersion and cause great annoyance [1].

As further examples, Heavy Rain and the Mass Effect series (Mass Effect 1 and Mass Effect 2), not only let the player make decisions in the game, but these decisions have important consequences on the game’s story. In Heavy Rain there are four main characters, but depending on the path that the player takes, some main characters can be killed and will not return to the game for the remainder of play [22]. An interesting aspect of the Mass Effect series is that the save data from Mass Effect 1 can be used to start a game of the sequel [19]. This keeps the story consistent based on the decisions that were made by the player during the play of Mass Effect 1.

### 3 The Structure of Stories

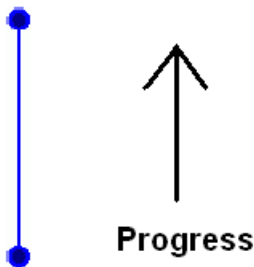


Figure 1: A linear story

The story of a video game can be structured in the same ways that a story is constructed in movies or books. The main difference is that instead of passively watching characters make decisions, the player is the one making decisions for the characters. Note that the main source material for this section is [2], and that all figures originated from [2] as well. This section contains no new contribution, but understanding the structure of stories is crucial for the development of a formal model of stories.

#### 3.1 Linear

The simplest structure for a story is *linear*: no real choices will be offered to the player to direct the story. The player will be explicitly directed to make “choices” with no alternatives. These linear stories (see Figure 1) are quite predictable, which may lead to a low replay value since the player already knows exactly what is going to happen the second time through. On the plus side, linear stories are easier to design than their non-linear counterparts. Developers know that all the content that they create will be seen every time the game is played, and so no effort is wasted on unseen content.

## 3.2 Non-linear

All other story structures are *non-linear*. At certain points in the game the player will be presented with a real choice of what to do next, and the story component of the game will change accordingly. This is very interesting as the player now feels like they can affect their game environment (agency, as introduced earlier). There are several kinds of non-linear stories.

### 3.2.1 Branching

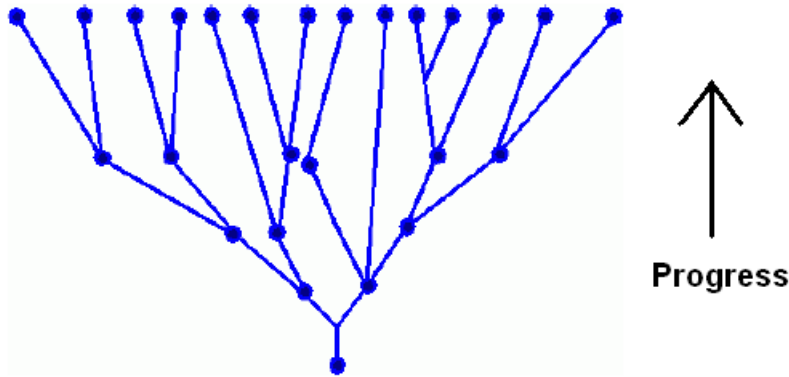


Figure 2: A branching story

A branching story structure (see Figure 2) is the standard interpretation of a non-linear story. Each player choice leads to a completely new part of the story. While very rewarding from the player's perspective, this can be rather difficult to implement (in an RPG with cinematics, etc), due to the amount of content which must be produced by the game developers. In addition, since the player actually goes through a single path through the game, much of the content created for the game goes unseen. This is

not very cost effective.

To be more precise, it makes it impractical to do this in a game with human-created content – if content was computationally generated, a branching story may not be such an issue. Unfortunately, we do not yet know how to generate *immersive*, story-driven content computationally.

### 3.2.2 Parallel Paths (Foldback)

The parallel paths structure (see Figure 3) is a compromise between a linear and a branching structure. The player is still given choices that affect the story of the game, but at a certain point the story paths converge, fold back on themselves, to a central point. This central point will always be reached by the player regardless of what path they choose to take. After this central point, the player will be given choices again that branch out for a short time before once again folding back.

This structure gives a good illusion of choice to the player. The player does have choices that matter but not all the time. Only after playing the game another time is it possible for a player to realize that there are some inevitable events that cannot be altered. This structure offers freedom to the player while not containing a prohibitive amount of story content to create, and is the standard story structure in current games [1].

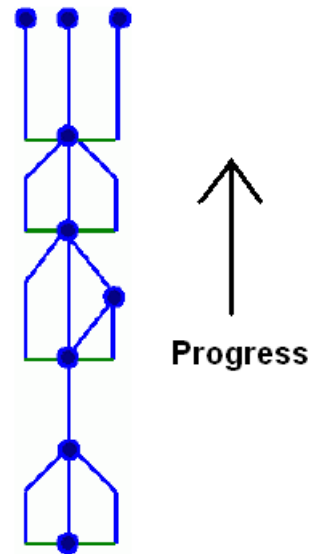


Figure 3: A foldback story

### 3.2.3 Threaded

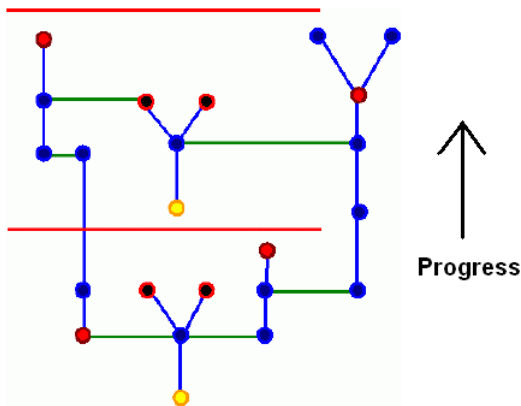


Figure 4: A threaded story

At least one of these special red dots must occur in each act. The green lines show the areas where threads interact with one another.

### 3.2.4 Dynamic Hierarchical

This structure is called “dynamic object-oriented” in [3], but we have chosen to call it “dynamic hierarchical” as that is a more accurate description. This story structure uses abstraction, by grouping certain story states into “sections”, to help manage story complexity. Figure 5 shows a two-level story, with sections marked by blue boxes.

The general idea at that at each level of the hierarchy, each section is relatively small and manageable, but still make up a very complex whole when assembled. Nesting of sections can theoretically go arbitrarily deep, but in practice it seems that few levels are needed. Furthermore, while the story may be large and complex, one can tame the asset creation problem by re-using locations, and characters, and only varying aspects which contribute to the narrative.

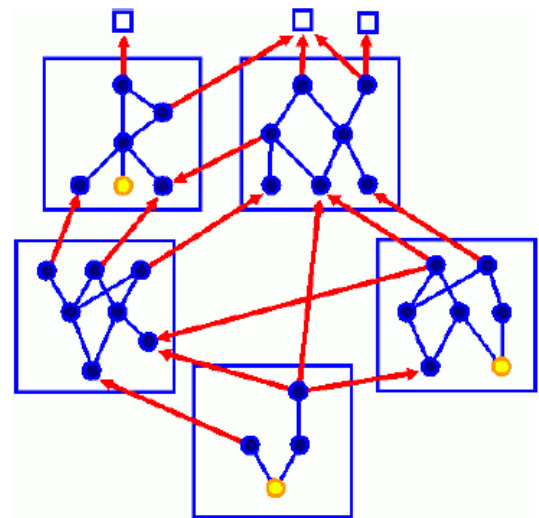


Figure 5: A hierarchical story

## 4 Stories in Game Development

We quickly outline how the story aspect of a game enters different parts of game development: at the specification, design and implementation stages.

Story progression generally happens in one of three ways: in-game cut-scenes, fully rendered cinematics, and character dialog. A story will progress when some important event or events take place. But

The threaded structure involves multiple independent paths that develop on their own, regardless of what else is happening in the story of the game. When the game is nearing the end of the story, these paths usually converge to form the final events. These are called “threads”, hence the name of the structure. This technique is frequently used in books and movies.

Figure 4 below shows a possible story structure for a game. This graph is be an approximation of the first two acts of the game Discworld Noir. The yellow dots represent events that start an act. An act is just some structure to partition the main events of the story. The red horizontal lines separate the two acts shown in the figure. The blue dots are optional story events, while the red dots are mandatory. Red dots with black inside are story events that will make the next act become available.

once that event has taken place, this is a permanent change, and the player cannot “undo” this progression. However, many other things about the setting of the story can recur: players can come back to a scene they have been in before, talk to the same people again, even see some cut-scenes again. But they can never “unsee” or “unhear” something.

There may be many events that the player can trigger during a game, such as acquiring some new item or skill, killing creatures, or just exploring an environment. It is not necessarily the case that all events will actually affect the state of the game’s story. For instance, it might not matter what kind of sword the player has attained throughout their adventures. It is important not to confuse the idea of an “open-world” style game with a non-linear storyline. An open-world game means that the player has the freedom to freely explore a large part of the game world [15]. Some games worlds are quite complex, allowing the player to experience a wide variety of areas in an arbitrary order, which will contribute to the player’s experience, but nevertheless follow an essentially linear story – like the more recent installments of the Zelda series. Both open-world and non-linear stories will increase the agency of the player, but are different concepts.

The high-level story structure of a game is primarily a design-level artifact. From the game code (and data) alone, this structure would be quite difficult to reverse engineer, at least from the implementations of real-time RPGs that we know of. This means that making changes to the story structure, which happens frequently (or so we are told) is rather expensive.

The usual representation of progress in a game is done through a (global) bit vector, where each bit represents an ‘event’ that is important to the unfolding of the game. Throughout the game these event-state variables will be checked to determine if certain actions can be performed or how to handle various circumstances. There does not seem to be some overall story “manager” being used in current games. Instead of keeping record of the current story state via a dedicated module, there is much checking of various boolean state conditions.

Such an implementation hampers reusability and modifiability of the game engine, at least for aspects relating to narrative and story progress. It would be better if there were a module whose “secret” [23] is the story state. This module needs to listen for certain events, and when they occur, signal to the main game module that the story path has changed.

It is worthwhile mentioning, however, that processing story events and transitions is *low-overhead*, in other words requires very little CPU time (at game run-time). Since events that are story-relevant are quite rare (once every few minutes at most), any non-polling implementation will be fine. The large design-time effort and low run-time CPU requirements for stories make story management a good target for productivity-enhancing experiments in alternate development methods.

## 5 Modeling Stories

The most straightforward (static) model for all types of stories (as defined in Section 3) is a *directed graph*, with the nodes representing story states, and the directed edges potential routes from one state to another. More precisely, since events cannot “unhappen”, story states are sets of events, and transitions happen when specific (sets of) events have happened. This means that our directed graph is actually acyclic (i.e. a *directed acyclic graph (DAG)*). Another way to see this is that the story graph is actually the graph associated to a poset, with the elements of the poset given by our states, and the ordering by the monotone (strict) inclusion relation associate to the transitions.

The dynamic semantics associated to a story are those of a *finite state machine*. The transitions are triggered by certain *events*. As well, transitions trigger output (the StoryManager module tells the main

module about the new story state), making it into a (simple) Moore machine.

In practice, there are two refinements to this model which help. Some transitions are triggered only when multiple events occur. This can be done either by having transitions result from a *set* of events, or by having nodes that do not correspond to any output, so that these become “internal” transitions, which are not externally observable. Furthermore, to be able to model dynamic hierarchical stories (see Subsection 3.2.4), we need a hierarchical version of state machines, where states are now sets of states rather than sets of events.

From this point, one can easily imagine all sorts of extensions to this model, such as attaching attributes or computations to nodes or transitions, allowing random choice of transitions or external triggers for transitions. We did not include these extensions as none of them are (currently) present in single-player RPGs. In the same vein, while multi-player RPGs are very popular, they (currently) do not have a strong “story” component, and thus we consider them out-of-scope.

## 6 The Design of SAGA

Our requirements (section 2.1), especially those of *productivity* and *comfort*, can be well met with an external DSL which focuses on “story”. To support complex stories (section 3), it should be possible to express dynamic hierarchical story scripts in our DSL. In the next section (7), we will give more details of how we have expanded on these requirements.

The *useful* requirement further constrains the DSL: we should be able to extract both the underlying DAG of the static story, as well as be able to extract a state machine model (section 5) from the abstract syntax tree of our parsed DSL. In other words, we need to be able to interpret a SAGA “program” as a specification for a state transition system.

The *integrable* requirement means that our solution will eventually need to work well with standard object-oriented languages, primarily C++, but also C# and Java. Rather than implementing three versions (and likely more in the future), we chose to implement a code-generator instead. This choice further frees us to choose any language we want for implementing SAGA.

Our experience [9, 8, 10] with debugging of code generators has led us to a further design decision: generated code should not only be human-readable (well-formatted), but also contain comments aimed to help humans understand the result and increase traceability. Our experience in multiple interpretations for the same embedded language [10] and implementing generators for program families [9, 8] led to another design decision: there should be a single internal model of the “generated code”, which can be rendered into our chosen languages. Furthermore, we should view this internal model also as a language, this time as an embedded DSL. It is a sort of “meta OO” language specific to the C-family of object-oriented languages, and just sufficient for our purposes.

Summarizing the above, our requirements lead us to implement SAGA as a *compiler* from an external DSL focused on “story”, with the semantics of specifying certain kinds of state machines to C++, C# and Java. In the next few sections, we will give various technical details of our implementation. The reader is always free to see the complete implementation at [28].

## 7 Story Syntax

The SAGA syntax needs to be designed from the point of view of a story designer in order to meet the *comfort* requirement. We thus experimented quite a bit on the input language before settling onto what we now present. At first, our language was typical of most programming languages with a lot



```

STORY Sealed Fate

INITIAL Tabula Rasa

SECTION A Hero Revealed A Villain Emerged {
  Tabula Rasa GOES The Right Thing to Do WHEN Keepin' it Cool,
  Tabula Rasa GOES Cowardice WHEN Afraid of Fire,
  The Right Thing to Do GOES The Good Side WHEN Dead Weight,
  Cowardice GOES Forgiveness WHEN Repent,
  Cowardice GOES Evil Decision WHEN Fear Sets In,
  Forgiveness GOES The Good Side WHEN Bedside Manner,
  Forgiveness GOES The Bad Side WHEN Running Away,
  Evil Decision GOES The Bad Side WHEN Running Again
}

SECTION The Path of Good {
  Good is Choice GOES Cute Gift WHEN Teddy Bear,
  Good is Choice GOES Full Stomach WHEN Home-Cooked Meal,
  Cute Gift GOES Slumber WHEN The Kiss,
  Full Stomach GOES Slumber WHEN Bedtime Story
}

SECTION The Path of Evil {
  Evil is Power GOES The Heist WHEN Up the Elevator AND Through the Door,
  Evil is Power GOES Bloodshed WHEN Murderous Rampage,
  The Heist GOES Stolen Goods WHEN Greed Happens,
  The Heist OR Stolen Goods GOES Dead Clerk WHEN Trigger Happy,
  Dead Clerk GOES Cleaning Up WHEN Cop Chase,
  Bloodshed GOES Cleaning Up WHEN Wash the Blood
}

SECTION Fate Decides {
  Good Won't Save You GOES Final Choice WHEN Go to Pray,
  Winding Down GOES Final Choice WHEN Looking for Forgiveness,
  Final Choice GOES Battle WHEN Stand and Fight,
  Final Choice GOES Can't Escape WHEN The Final Run,
  Battle GOES Can't Escape WHEN Struck with Authority
}

WHERE
  The Good Side GOES Good is Choice WHEN Hospital Visit,
  The Bad Side GOES Evil is Power WHEN The Parking Garage,
  Slumber GOES Good Won't Save You WHEN A Long Day,
  Cleaning Up GOES Winding Down WHEN A Longer Day

```

Figure 6: “Sealed Fate” Story Description

of glyphs as delimiters, including making spaces significant for lexical analysis. We eventually settled on a language with a few English keywords, minimized glyphs as delimiters, and allowing spaces in identifiers. Figure 6 gives an example of a story defined in SAGA.

For example, to have a story description look more like natural language, we wanted all names of significant items to be phrases. To be able to recognize when these phrases start and end, we used English words as delimiters, but capitalized – rather than quotes or braces. This makes these keywords stand out; we chose words that seemed to flow reasonably well between phrases (like GOES and WHEN) for the principal delimiters. The capitalization still makes the keywords stand out from the labels used to denote names of sections, states, and events. The whitespace layout of the language is otherwise completely irrelevant. The parser also supports C-style comments in both line and block varieties.

From a story designer’s point of view, we can consider a story to be made up of sections (sometimes called episodes or chapters). Each section is made up of a set of distinct states of the story, and of events that may trigger transitions from one state to another. At this level, a story designer only cares about a very restricted set of generally high-level events that occur in a game, and will want to ignore the majority of the irrelevant events of normal gameplay.

The domain expert designing the story will most likely not think about the story in this way (and even less as a finite state machine!). They will simply craft the story just as how a writer writes a book. They will think about the characters, what happens to them, and what the characters will do in order to overcome their obstacles. The designer will need to be able to identify the crucial junctures in their story, and separate these into discrete, named entities. This is where our design task is at its most subtle – we want to minimize implementation issues exposed to the designer, but still need to be able to use their work directly into the game.

Appendix A presents the full syntax of the SAGA DSL. We will use the example in Figure 6 to explain the syntax (and its semantics) rather than using the EBNF, as that is easier to comprehend. The story description in Figure 6 for the “Sealed Fate” game story produces a story graph seen in Figure 7.

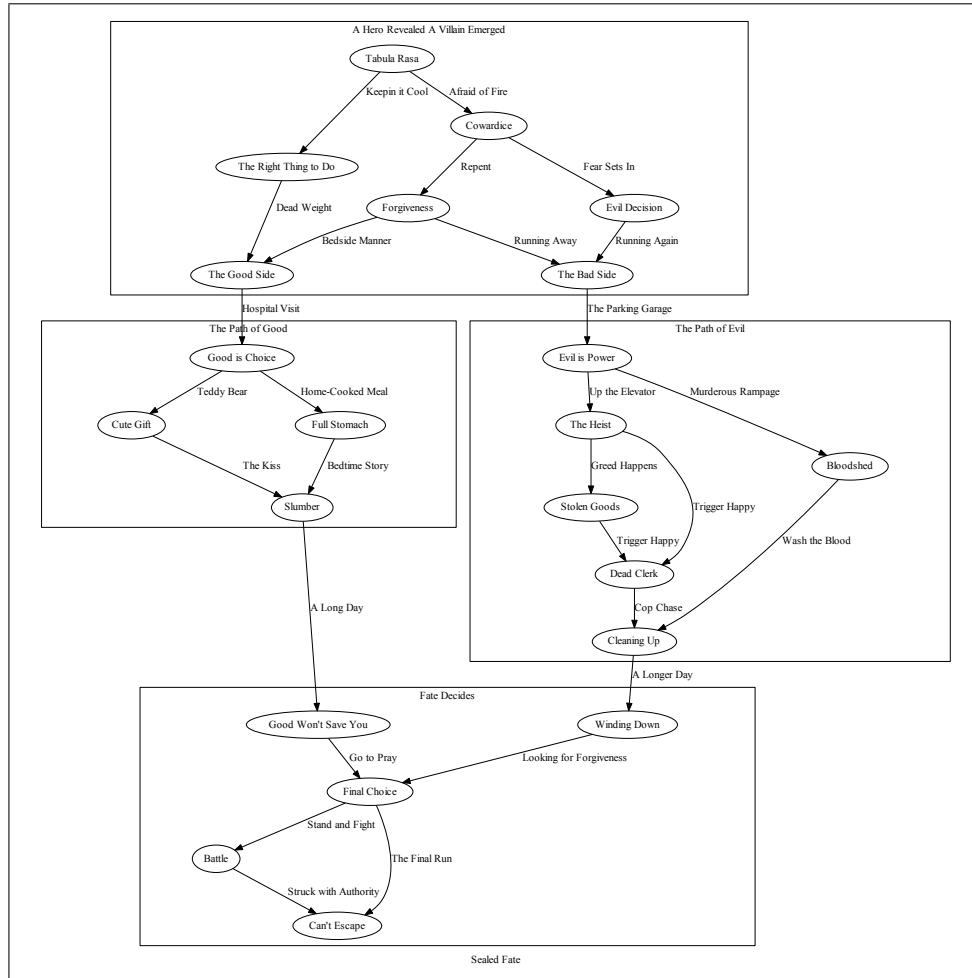


Figure 7: “Sealed Fate” Story Graph

A story must be given a name using STORY, and its starting point is given via labeling a node INITIAL<sup>1</sup>. SECTION is used to define (named) sections; the contents of a section are currently delimited by curly braces, but we intend to change this.

Sections contain lists of transitions (see the <trans> production in the grammar). A transition specifies one or more initial nodes (with OR as separator for multiple nodes), GOES, a (single) destination

<sup>1</sup>We assume that our games all have a singular starting point (although this would be relatively easy to change).

node, WHEN, and a list of events (using AND as separator). The interpretation is that when all of the events following WHEN have occurred, if one is in any of the states indicated before GOES, the story transitions to the destination state at that point. (Uses of AND and OR can be found in the “The Path of Evil” section of Figures 6 and 7).

The use of OR is not necessary, but it is helpful for specifying merge points in a foldback story. This short form actually creates separate transitions from each of the listed nodes to the (unique) destination node.

Transitions between sections are given separately via WHERE. A WHERE clause is a list of transitions, using the same grammar as above, but from nodes in separate sections.

At this point, the most obvious extension to a story script is to include a fuller “script” of the story. From the point of view of story management, this script has no operational effect, and can be treated as a comment (which is why we have omitted this for now). Of course, from the point of view of the overall design of the game, and especially that of the story designer, this “script” is a primary design artifact.

## 8 Modeling Code

The SAGA DSL is a purely declarative description of the story domain, with an emphasis on transitions between story states. The DSL itself provides no indication of how this is to be used in a game. Thus the heart of our compiler is a particular design for implementing a finite state machine that can be easily embedded into a game. As we wanted to target multiple back-end languages, we needed to have an internal model of an object-oriented meta-language, from which we could produce versions in C++, C# and Java.

```

data AbstractCode = AbsCode Package
data Package = Pack Label [Module]
data Module = Mod {moduleName :: Label, moduleScope :: Scope,
  moduleVars :: [State], moduleFuncs :: [Transformation]}
data Transformation = Transform Label Scope TransType [Parameter] Body
type Body = [Block]
data Block = Block [Statement]
data Statement = AssignState Assignment | DeclState Declaration
  | CondState Conditional | IterState Iteration | JumpState Jump
  | RetState Return | ValState Value | CommentState Comment
data Declaration = VarDec Label StateType
  | ListDec Label StateType Int
  | ListDecLiterals Label Label StateType [Literal]
  | VarDecDef Label StateType Value
  | ObjDecDef Label StateType Value
data Comment = Comment Label | CommentDelimit Label Int
data StateType = NodeT | NodeTransT | SectT | SectTransT | StoryT | StoryManT
  | List StateType | Base BaseType deriving Eq
data TransType = TState StateType | Void | Construct Label
data Scope = Private | Public deriving Eq
data Parameter = StateParam Label StateType
  | FuncParam Label TransType [Parameter]
data State = State Label Scope StateType

```

Figure 8: Definition of Code Model

Figure 8 shows part of our definition of an “abstract model” for an object-oriented language. The largest code unit is a (named) package, made up a list of modules (aka classes), which themselves

declare a set of state variables as well as a set of functions (aka methods). These functions (labeled Transformation in Figure 8) have a signature as well as a body, which is a list of blocks. Blocks themselves are lists of statements, and this pattern continues. These definitions are, by and large, quite standard. We elide the actual expression language, as it contains nothing surprising.

There are a few things worth pointing out in this model. For example a function body is not just a list of statements, but rather a list of blocks. This is used for two purposes: while blocks have no actual semantic meaning, the intent is that it is a “new” block of code, and as such the renderer can choose to insert whitespace around a block; secondly, one kind of Statement is a Comment, which the generator can judiciously insert. Another is that we do not enforce that all declarations be done at the top, which is not supported by all languages – this can be dealt with by the renderers. We also have explicit types for the classes which correspond to nodes, sections, etc in our state machine implementation. This is convenient, but it is not clear whether this convenience is worth it – it is anti-modular, as it ties the renderer to our application.

While the SAGA language is an external DSL, our AbstractCode representation can be thought of as an internal DSL. We provide a series of combinators for generating “abstract code”, made to resemble a typical OO language. For example, we have

```

($<) :: Label -> Value -> Value
infixl 5 $<
l $< v = (Var l) ‘less ‘ v

($.) :: Value -> Function -> Value
infixl 5 $.
v $. f = ObjAccess v f

infixr 5 $=.
($=.) :: Value -> Label -> Statement
($=.) a@(Var _) b = assign a (Var b)
($=.) a@(ObjVar _ _) b = assign a (Var b)
($=.) _ _ = error "$=. operator is only for assigning to ObjVar or Var values”

```

for the binary operation  $<$ , method access and state variable assignment<sup>2</sup> respectively.

We have chosen not to expose this embedded DSL yet, as it is still a bit too rough at the edges, and is a little too tied to the implementation of state machines. The interested reader can see the gory details in the SAGA.CodeGeneration.AbstractCode module. It does allow us to write “code” like that in Figure 8, which implements the NodeTransition class. The Java code generated by this is shown in Appendix B, while the C++ is in Appendix C. This code appears in these appendices exactly as generated. The Java code is the verbatim class source file, while the C++ code represents a section of a larger file. The code has not been reformatted in any way.

The creation of this internal AbstractCode DSL makes it much easier to see and understand the design of the object-oriented code that will be generated. Using this EDSL (embedded DSL), we designed a set of abstract OO modules for one possible implementation of the state transition systems for our story model.

Note that we did not start with an abstract design for this language, and then wrote pretty-printers for it. Rather, we started with a generator for one specific language (C++), and in successive refactoring steps, put more information (as well as moving information around) into the AST so that it was possible to write a renderer for other languages – first Java, then C#. For example, one can note that in Figure 8, scoping information is attached to methods, which fits Java very well (see the code in Appendix B), but

<sup>2</sup>The error here indicates that we ought to refactor our values into l-values and r-values

```

nodeTransModule =
  let mName = "NodeTransition"
      srcNode = "srcNode"
      src = "src"
      dstNode = "dstNode"
      dst = "dst"
      nodeTransEvents = "nodeTransEvents"
      evts = "evts" in
  pubMod mName [
    privVar node          srcNode ,
    privVar node          dstNode ,
    privVar (List string) nodeTransEvents
  ] [
    pubFunc (Construct mName) mName [param src node , param dst node ,
                                     param evts (List string)] [
      Block [
        srcNode $= Var src ,
        dstNode $= Var dst ,
        nodeTransEvents $= Var evts
      ]],
    pubFunc (typ node) "GetSrcNode" [] $ oneLiner $
      returnVar srcNode ,
    pubFunc (typ node) "getDstNode" [] $ oneLiner $
      returnVar dstNode ,
    pubFunc (typ $ List string) "getNodeTransEvents" [] $ oneLiner $
      returnVar nodeTransEvents
  ]

```

Figure 9: Generator for NodeTransition class

not C++, which completely separates this information (see Appendix C). The main point however is that the needed information is available and can be easily extracted as needed.

Not all of the StoryManager logic is dependent on the data provided through a story description. The specific finite state machine is story-dependent, but the FSM interpreter is not. Nevertheless, this too is implemented via the same mechanism, as it gives us more flexibility for making changes to various parts of the implementation, for all languages at once.

## 9 Printing Code

As was stated in Section 6, we made an explicit decision to ensure that our output code be human-readable. Here we give some details on how we achieved this. This turns out to be rather easy, and it is surprising that this is seldom done.

First, it is important to understand and use a good set of pretty-printing combinators. For our purposes, `Text.PrettyPrint.HughesPJ` worked very well. While each language has a renderer, there is in fact quite a lot in common between them (as they all belong to the C family of languages), and thus quite a few generic combinators. Before giving an example, we need to say a few words about the actual implementation. We first tried to use a type class for abstracting over renderers, but this turned out to be quite awkward: the issue here is that the choice of output is independent of the input (by design), and so we need to pass in this choice explicitly, which does not ‘fit’ type classes very well. Thus we ended up

using a record of renderers (with 49 entries in our latest version), roughly corresponding to the various nodes of the AST itself. When assembling a “configuration” (our name for a language-specific renderer), one can choose to use either a generic or specific renderer for each of these.

As an example,

```

moduleDocD :: Config -> FileType -> Label -> Module -> Doc
moduleDocD c f _ (Mod n s vs fs) = vcat [
  scopeDoc s <+> (modDec c) <+> text n <+> lbrace ,
  oneTabbed [
    transListDoc f n fs ,
    blank ,
    stateListDoc vs],
  rbrace]
where scopeDoc      = scopeDocC c
      stateListDoc = stateListDocC c
      transListDoc = transListDocC c

```

is a generic renderer for a “module” (i.e. a class). We can see the uses of tabs and blank lines to get a pleasing layout. We can also see explicit dispatch through the configuration (the 3 calls in the where clause).

As mentioned previously, to be able to insert comments in the appropriate places in the code, we needed to be able to identify *conceptual blocks* in the code. This is where the `Block` concept comes from, and is used to separate different conceptual fragments of the code. These are used by the renderer(s) to produce appropriate whitespace and comments. Forcing ourselves to add such annotations required us to make our code model even more modular, which was definitely worthwhile. For example, Figure 9 shows an extract of the C# main class, where the actual state machine nodes for the “Fate Decides” segment of the story are created and inserted into a story section. One can also see that, for increased traceability, the internal names of the nodes in the code are not “obscure”, but derived from the phrases given as the readable node names. This greatly aids debugging.

```

// "Fate Decides"
Node node__Good_Won_t_Save_You = new Node("Good Won't Save You");
Node node__Winding_Down = new Node("Winding Down");
Node node__Final_Choice = new Node("Final Choice");
Node node__Battle = new Node("Battle");
Node node__Can_t_Escape = new Node("Can't Escape");

List<Node> nodes__Fate_Decides = new List<Node>(5);
nodes__Fate_Decides.Insert(0, node__Good_Won_t_Save_You);
nodes__Fate_Decides.Insert(1, node__Winding_Down);
nodes__Fate_Decides.Insert(2, node__Final_Choice);
nodes__Fate_Decides.Insert(3, node__Battle);
nodes__Fate_Decides.Insert(4, node__Can_t_Escape);
// End Nodes

```

As we mentioned in the previous section, modularization is done differently in C++: rather than a file for each module, there are just two files, one header for all the declarations, and an implementation file. The C++ renderer does this via two passes on the AST, once to render the header (and ignores everything else), and once to render the code (which ignores scoping annotations, etc).

## 10 Further Implementation Details

Finally, it is frequently useful to get a more visual representation of our work. Thus we produce dot output representing the Story graph (as seen in Figure 7).

For testing purposes, we have implemented “dummy games” to serve as drivers for our generated code. Through menu selections, we can walk through the story graph manually to make sure that our generated code works as intended.

## 11 Related Work

Regarding the general theory of DSLs, we tried hard to follow conventional wisdom that is well-explained in the standard survey [20], as well as in the recent book by Fowler [13]. We were also influenced by the Unix way of working with embedded languages, which is described in Chapter 8 of Raymond’s book [24], as well as some of our experience (already cited).

Our general model for stories has multiple precedents. For example [7, 4] use Petri Nets as a formalism for dealing with complex branching stories. Whether Petri Nets or different kinds of state machines are best-suited for story management still seems to be worth investigating. A simpler DAG, much like ours, is used by Nelson and Mateas [21] to encode a story plot – but their aim is to optimize player enjoyment by searching through the plot graph to give players “hints” as to what to do next. Similar ideas are used in [29] to “shape the global experience so that it satisfies the author’s expressive goals without decreasing a player’s interactive agency”. In none of these cases do the authors worry about the ease of story creation by domain experts, which ultimately is our main concern. Since our goals and the goals of the authors cited above differ significantly, it is very hard to judge if any of these models are better or worse than another: they may all turn out to be extremely well-suited to the given application.

Several referees asked about the links with “interactive fiction” (IF). It is true that stories in IF can be very complex, possibly even more complex than those we presented here. In particular, Inform 7 [16] is a leading language for writing IF. Even more so than us, Inform 7 is a DSL using a natural language-like syntax. However, in IF, the game *is* the story. Interactive Fiction, unlike graphical RPGs, are often written by a single author, rather than requiring a full design studio. Our motivation stems not from “story management”, but rather from enhancing the productivity of a large, multi-disciplinary development team. Story design in this setting is around %5 of the development effort, but drives almost %100 of the game development (for narrative-driven RPGs). As we said in the introduction, it is the component that introduces the most “friction” in the development process, not the most effort. SAGA is not designed for writing interactive fiction, it is designed to allow the designer of the story aspect of a large RPG to work productively, while seamlessly integrating their work with the rest of the code base. While we can probably learn a few tricks from DSLs designed for IF, more productive for our goals will be to augment how much of an RPG-oriented “story script” we can productively handle. It is perhaps worthwhile noting that IF engines are all interpreters [17], while we are aiming for more compilation.

As far as the use of DSLs in games, Tim Sweeney [30] clearly documents that there are different kinds of tasks in a game, which ultimately (in his opinion) will require different languages to express properly. There seems to be a paucity of academic literature on DSLs (and related techniques) applied to game development. We did find a language for board game description [26], but like us, Furtado, Santos and Ramhalho [14] bemoan this fact while documenting their work on domain analysis for digital games production using product lines.

## 12 Conclusion

Video games are very complex, and have many different aspects (domains) that can be considered for improvement. In some ways, video game development is seriously lacking in the application of software engineering principles when compared to some other industries related to software development. This is unfortunate, as the complexity of video games makes them perfectly suited for the application of modern software engineering principles.

We have found that it is not prohibitively difficult to create a game-centric DSL for a well understood domain. Little work has been done in this area because programmers are worried about learning new languages and techniques, thereby limiting their work output. However, what we have done is unique because we are focusing on a DSL to be used by content producers rather than programmers, who are not familiar with already existing coding techniques. Since the SAGA language was created specifically for a domain expert in story design, it should be natural to use and not constrain their effectiveness but rather improve it. Once the initial design of a *story manager* has been agreed to, we can then completely remove the programmers from the equation, and put the domain experts fully in charge. Not only will SAGA improve the effectiveness of these story domain experts, but will offload some work from the programmers, who already have much to do.

In other words, what we are trying to achieve is not to remove software engineers from the equation, but rather to focus their efforts where significant *software design* needs to happen. When their critical skills are no longer needed, we want to be in a position to allow domain experts (story authors) to be as productive as possible. Our concern is the productivity of the game authoring team as a whole.

Video game development has started to include a bit more variety in the usage of programming languages. The standard C++ is no longer the sole language used, even though it is still the most popular by a large margin. Wishing to be ready for future diversity of languages is in small part why we chose to also render to C# and Java. In fact, these languages turned out to have much more in common than we expected, creating an abstraction above them was not very difficult, and provided us with a nice test for our ideas.

We hope that developing our SAGA system will cultivate an improved future for the video game industry. SAGA is a step towards a more intelligent production process for game developers of all types.

## References

- [1] Ernest Adams (2009): *Fundamentals of Game Design*, 2nd edition. New Riders Publishing, Thousand Oaks, CA, USA.
- [2] International Game Developers Association: *Scriptwriting for Games: Part 1: Foundations for Interactive Storytelling*. [http://aai.lgrace.com/documents/IDGA\\_Foundations\\_of\\_Interactive\\_Storytelling.pdf](http://aai.lgrace.com/documents/IDGA_Foundations_of_Interactive_Storytelling.pdf).
- [3] International Game Developers Association: *Scriptwriting for Games: Part 2: Advanced Plot Story Structures*. [http://aai.lgrace.com/documents/ScriptwritingforGames\\_Part\\_2\\_Parallel\\_00.pdf](http://aai.lgrace.com/documents/ScriptwritingforGames_Part_2_Parallel_00.pdf).
- [4] Daniel Balas, Cyril Brom, Adam Abonyi & Jakub Gemrot (2008): *Hierarchical Petri Nets for Story Plots Featuring Virtual Humans*. In Darken & Mateas [11].
- [5] Eric Bangeman: *Growth of gaming in 2007 far outpaces movies, music*. <http://biae.clemson.edu/bpc/bp/Lab/110/reaction.htm>.
- [6] Lucas Beyak (2011): *SAGA: A Story Scripting Tool for Video Game Development*. M.Eng. Report.
- [7] Cyril Brom, Vít Šisler & Tomáš Holan (2007): *Story manager in 'Europe 2045' uses Petri nets*. In: *Proceedings of the 4th international conference on Virtual storytelling: using virtual reality technologies for*



- storytelling*, ICVS'07, Springer-Verlag, Berlin, Heidelberg, pp. 38–50. Available at <http://portal.acm.org/citation.cfm?id=1777851.1777856>.
- [8] Jacques Carette, Mustafa Elsheikh & Spencer Smith (2011): *A generative geometric kernel*. In Siau-Cheng Khoo & Jeremy G. Siek, editors: *PEPM*, ACM, pp. 53–62, doi:10.1145/1929501.1929510.
- [9] Jacques Carette & Oleg Kiselyov (2011): *Multi-stage programming with functors and monads: Eliminating abstraction overhead from generic code*. *Sci. Comput. Program.* 76(5), pp. 349–375, doi:10.1016/j.scico.2008.09.008.
- [10] Jacques Carette, Oleg Kiselyov & Chung chieh Shan (2009): *Finally tagless, partially evaluated: Tagless staged interpreters for simpler typed languages*. *J. Funct. Program.* 19(5), pp. 509–543, doi:10.1017/S0956796809007205.
- [11] Christian Darken & Michael Mateas, editors (2008): *Proceedings of the Fourth Artificial Intelligence and Interactive Digital Entertainment Conference, October 22-24, 2008, Stanford, California, USA*. The AAAI Press.
- [12] Brock Ferguson: *Gaining Entry to Game Development*. [http://www.gamedev.net/page/reference/index.html/\\_/reference/110/135/advice/gaining-entry-to-game-development-r1658](http://www.gamedev.net/page/reference/index.html/_/reference/110/135/advice/gaining-entry-to-game-development-r1658).
- [13] Martin Fowler (2010): *Domain Specific Languages*, 1st edition. Addison-Wesley Professional.
- [14] André Wilson Brotto Furtado, André L. M. Santos & Geber L. Ramalho (2010): *Streamlining Domain Analysis for Digital Games Product Lines*. In Jan Bosch & Jaejoon Lee, editors: *SPLC, Lecture Notes in Computer Science* 6287, Springer, pp. 316–330, doi:10.1007/978-3-642-15579-6\_22.
- [15] John Harris: *Game Design Essentials: 20 Open World Games*. [http://www.gamasutra.com/view/feature/1902/game\\_design\\_essentials\\_20\\_open\\_.php](http://www.gamasutra.com/view/feature/1902/game_design_essentials_20_open_.php).
- [16] *Inform 7 language for Interactive Fiction*. <http://inform7.com>.
- [17] *Overview of engines for IF*. <http://inform7.com/if/interpreters>.
- [18] Kristine Jørgensen (2003): *Problem Solving: The Essence of Player Action in Computer Games*. In Copier Marinka & Raessens Joost, editors: *Level Up Conference Proceedings: Proceedings of the 2003 Digital Games Research Association Conference*, University of Utrecht, Utrecht, p. CD Rom. Available at [http://www.digra.org/dl/display\\_html?chid=05150.49599.pdf](http://www.digra.org/dl/display_html?chid=05150.49599.pdf).
- [19] Griffin McElroy: *Mass Effect 2's save game import features explained*. <http://www.joystiq.com/2009/12/26/mass-effect-2s-save-game-import-features-explained/>.
- [20] Marjan Mernik, Jan Heering & Anthony M. Sloane (2005): *When and how to develop domain-specific languages*. *ACM Comput. Surv.* 37, pp. 316–344, doi:10.1145/1118890.1118892. Available at <http://doi.acm.org/10.1145/1118890.1118892>.
- [21] Mark J. Nelson & Michael Mateas (2005): *Search-Based Drama Management in the Interactive Fiction Anchorhead*. In: *Artificial Intelligence and Interactive Digital Entertainment Conference*, pp. 99–104.
- [22] David Oso: *Interactive Drama, is it really a new genre?* [http://gamasutra.com/blogs/David0so/20110417/7447/Interactive\\_Drama\\_is\\_it\\_really\\_a\\_new\\_genre.php](http://gamasutra.com/blogs/David0so/20110417/7447/Interactive_Drama_is_it_really_a_new_genre.php).
- [23] D. L. Parnas (1972): *On the criteria to be used in decomposing systems into modules*. *Commun. ACM* 15, pp. 1053–1058, doi:10.1145/361598.361623. Available at <http://doi.acm.org/10.1145/361598.361623>.
- [24] Eric S. Raymond (2003): *The Art of UNIX Programming*. Pearson Education.
- [25] Andrew Rollings & Dave Morris (2003): *Game Architecture and Design: A New Edition*. New Riders Games.
- [26] John W. Romein, Henri E. Bal & Dick Grune (1997): *An Application Domain Specific Language for Describing Board Games*. In: *In Parallel and Distributed Processing Techniques and Applications, volume I*, 305–314. Las Vegas, NV: CSREA, CSREA, p. 305314.
- [27] Edward Rothstein (1994): *A New Art Form May Arise from the 'Myst'*. *The New York Times*.
- [28] *Haskell code for SAGA*. <http://www.cas.mcmaster.ca/~curette/SAGA>.

- [29] Anne Sullivan, Sherol Chen & Michael Mateas (2008): *Integrating Drama Management into an Adventure Game*. In Darken & Mateas [11].
- [30] Tim Sweeney (2006): *The next mainstream programming language: a game developer's perspective*. In J. Gregory Morrisett & Simon L. Peyton Jones, editors: *POPL*, ACM, p. 269, doi:10.1145/1111037.1111061.
- [31] Daniel Terdiman: *Video game sales explode in industry's best month ever*. [http://news.cnet.com/8301-13772\\_3-10435516-52.html](http://news.cnet.com/8301-13772_3-10435516-52.html).

## A EBNF Grammar of the SAGA DSL

```

<story> ::= <opt_white> <story_name> <start_node> <sections> 'WHERE' <trans_list> <opt_white>
<story_name> ::= 'STORY' <white> <label> <white>
<start_node> ::= 'INITIAL' <white> <label> <white>
<sections> ::= <section> { <white> <section> } <white>
<section> ::= <section_name> <white> '{' <white> <trans_list> <white> '}'
<section_name> ::= 'SECTION' <white> <label>
<trans_list> ::= <trans> { <opt_white> ',' <opt_white> <trans> }
<trans> ::= <pre_nodes> <white> 'GOES' <white> <label> <white> 'WHEN' <white> <events>
<sect_trans_list> ::= [ <trans_list> ]
<pre_nodes> ::= <label> { 'OR' <label> }
<events> ::= <label> { 'AND' <label> }
<label> ::= <word> { <white> <word> }
<word> ::= <char> { <char> }
<white> ::= <white> <whitespace_char>
<whitespace_char> ::= ? any white space character ?
<opt_whitespace> ::= [ <white> ]
<char> ::= ? any visible ASCII printable character ? - <invalid_char>
<invalid_char> ::= ','

```

## B Java Code for NodeTransition Class

```

package StoryDSL;

import java.util.Arrays;
import java.util.Vector;

public class NodeTransition {
    public NodeTransition(Node src , Node dst , Vector<String> evts) {
        srcNode = src;
        dstNode = dst;
        nodeTransEvents = evts;
    }

    public Node GetSrcNode() {
        return srcNode;
    }

    public Node GetDstNode() {
        return dstNode;
    }

    public Vector<String> GetNodeTransEvents() {
        return nodeTransEvents;
    }

    private Node srcNode;
    private Node dstNode;
    private Vector<String> nodeTransEvents;
}

```

## C C++ Code for NodeTransition Class

Listing 1: Part of the header file generated

```

namespace StoryDSL {
    class Node;
    class NodeTransition;
    class Section;
    class SectionTransition;
    class Story;
    class StoryManager;

    class NodeTransition {
    public:
        NodeTransition(Node* src , Node* dst , vector<string> evts);
        Node* GetSrcNode();
        Node* GetDstNode();
        vector<string> GetNodeTransEvents();

    private:
        Node* srcNode;
        Node* dstNode;
        vector<string> nodeTransEvents;
    };
}

```

Listing 2: Part of the cpp file generated

```
NodeTransition::NodeTransition(Node* src , Node* dst , vector<string> evts) {
    srcNode = src;
    dstNode = dst;
    nodeTransEvents = evts;
}

Node* NodeTransition::GetSrcNode() {
    return srcNode;
}

Node* NodeTransition::GetDstNode() {
    return dstNode;
}

vector<string> NodeTransition::GetNodeTransEvents() {
    return nodeTransEvents;
}
```